

# 2022-23 Start Strong Summary Results

**District: Rockaway Borough**

**Date: December 2022**

To protect student privacy, data for cohorts with fewer than ten students are excluded from this report.

# Table of Contents

- Section 1: District Analysis - pg. 3
- Section 2: Demographic Analysis - pg.10

# Section 1

## District Analysis

**ROCKAWAY BOROUGH**  
**2022-23 Fall Start Strong**  
**ELA/Language Arts**

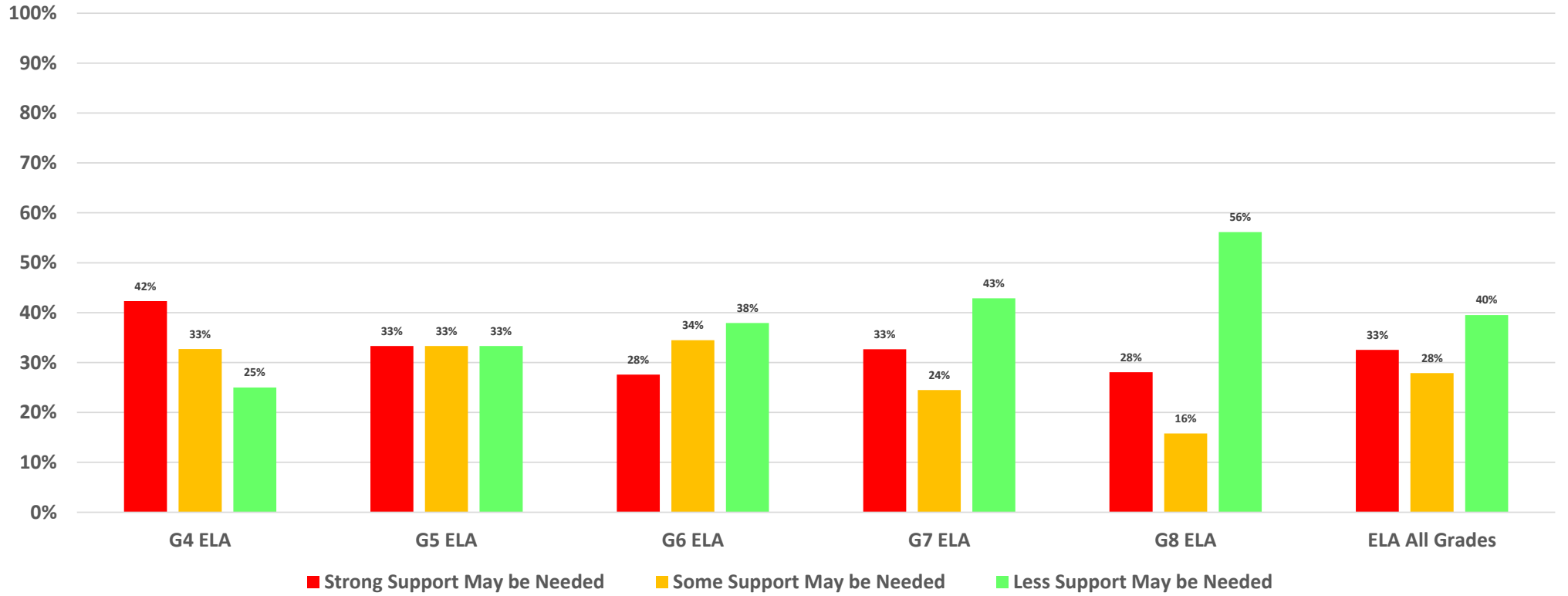
Grade	Total Tested in District	Support Levels					
		Strong Support May be Needed (Level 1)		Some Support May be Needed (Level 2)		Less Support May be Needed (Level 3)	
		# of students	% of total	# of students	% of total	# of students	% of total
4	52	22	42%	17	33%	13	25%
5	42	14	33%	14	33%	14	33%
6	58	16	28%	20	34%	22	38%
7	49	16	33%	12	24%	21	43%
8	57	16	28%	9	16%	32	56%
<b>All Grades</b>	<b>258</b>	<b>84</b>	<b>33%</b>	<b>72</b>	<b>28%</b>	<b>102</b>	<b>40%</b>

# ROCKAWAY BOROUGH

## 2022-23 Fall Start Strong

### ELA/Language Arts

Distribution by Support Level



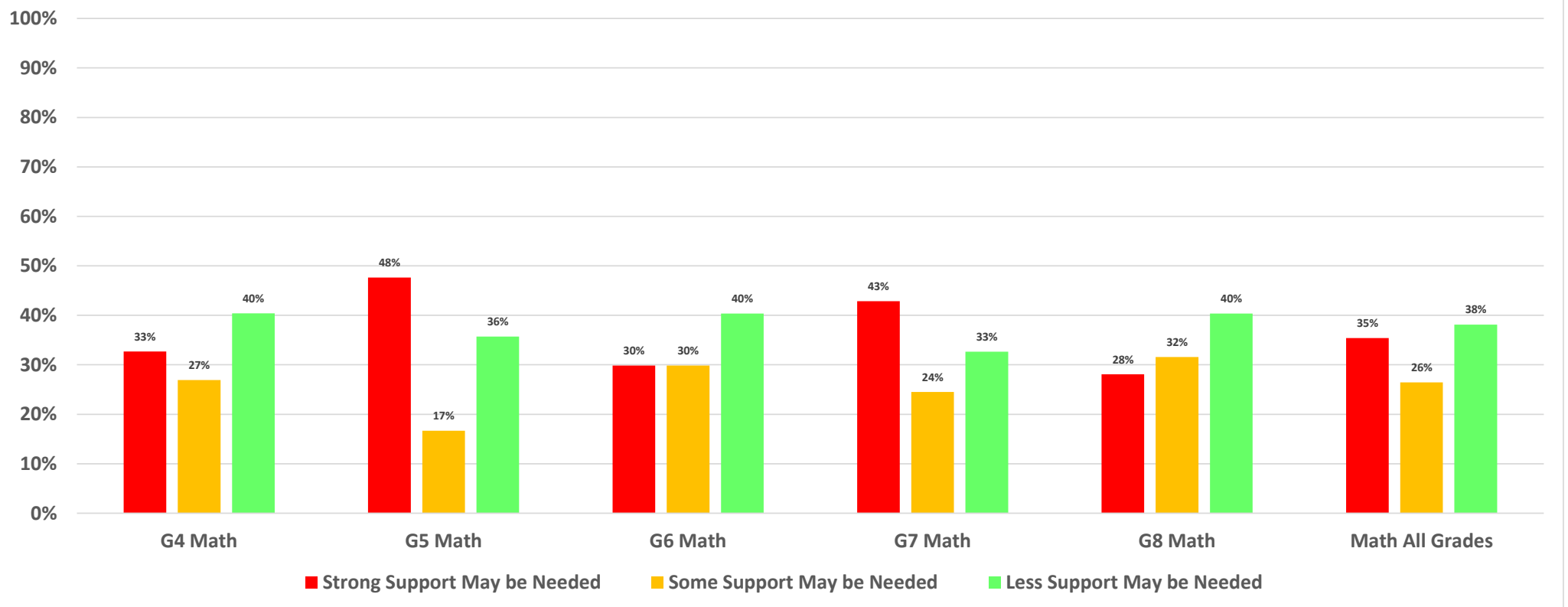
**ROCKAWAY BOROUGH**  
**2022-23 Fall Start Strong**  
**Mathematics**

Grade	Total Tested In District	Support Levels					
		Strong Support May be Needed (Level 1)		Some Support May be Needed (Level 2)		Less Support May be Needed (Level 3)	
		# of students	% of total	# of students	% of total	# of students	% of total
4	52	17	33%	14	27%	21	40%
5	42	20	48%	7	17%	15	36%
6	57	17	30%	17	30%	23	40%
7	49	21	43%	12	24%	16	33%
8	57	16	28%	18	32%	23	40%
<b>All Grades</b>	<b>257</b>	<b>91</b>	<b>35%</b>	<b>68</b>	<b>26%</b>	<b>98</b>	<b>38%</b>

# ROCKAWAY BOROUGH

## 2022-23 Fall Start Strong Mathematics

Distribution by Support Level



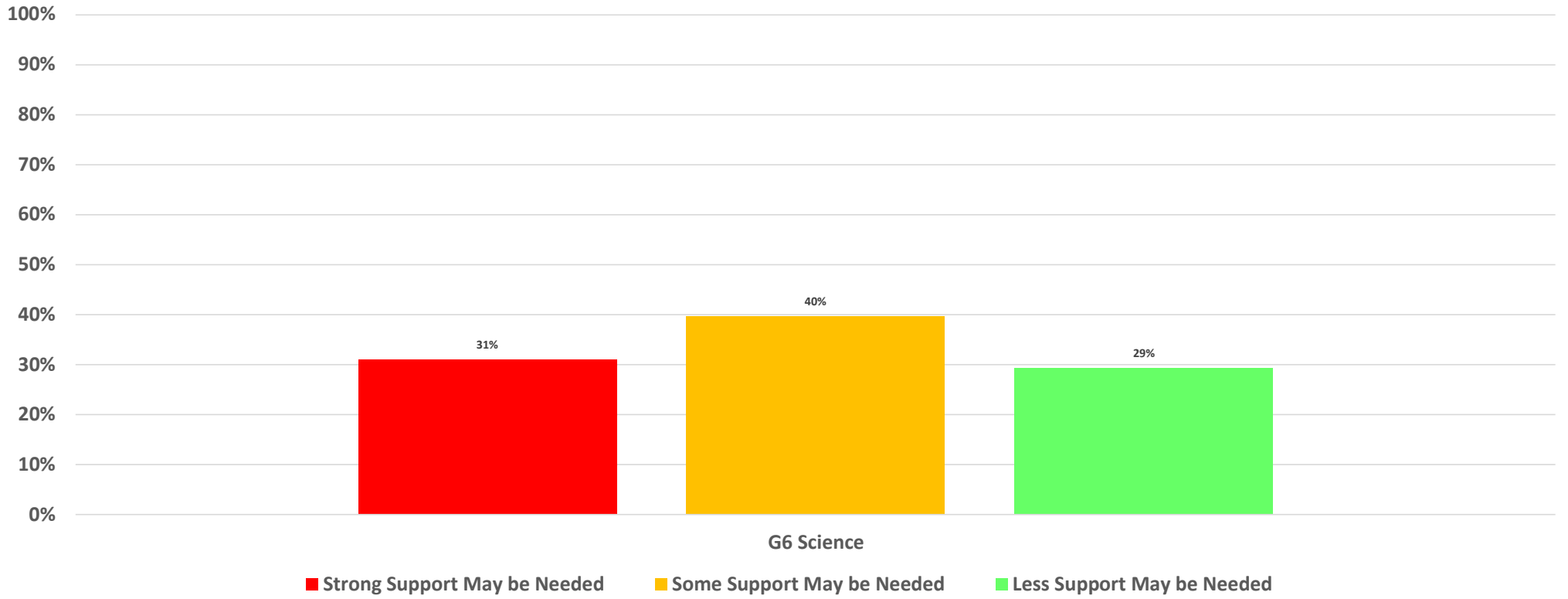
**ROCKAWAY BOROUGH**  
**2022-23 Fall Start Strong**  
**Science**

Grade	Total Tested In District	Support Levels					
		Strong Support May be Needed (Level 1)		Some Support May be Needed (Level 2)		Less Support May be Needed (Level 3)	
		# of students	% of total	# of students	% of total	# of students	% of total
6	58	18	31%	23	40%	17	29%



# ROCKAWAY BOROUGH 2022-23 Fall Start Strong Science

Distribution by Support Level



# Section 2

## Demographic Analysis

**ROCKAWAY BOROUGH**  
**2022-23 Fall Start Strong by Subgroup Race**  
**ELA/Language Arts**

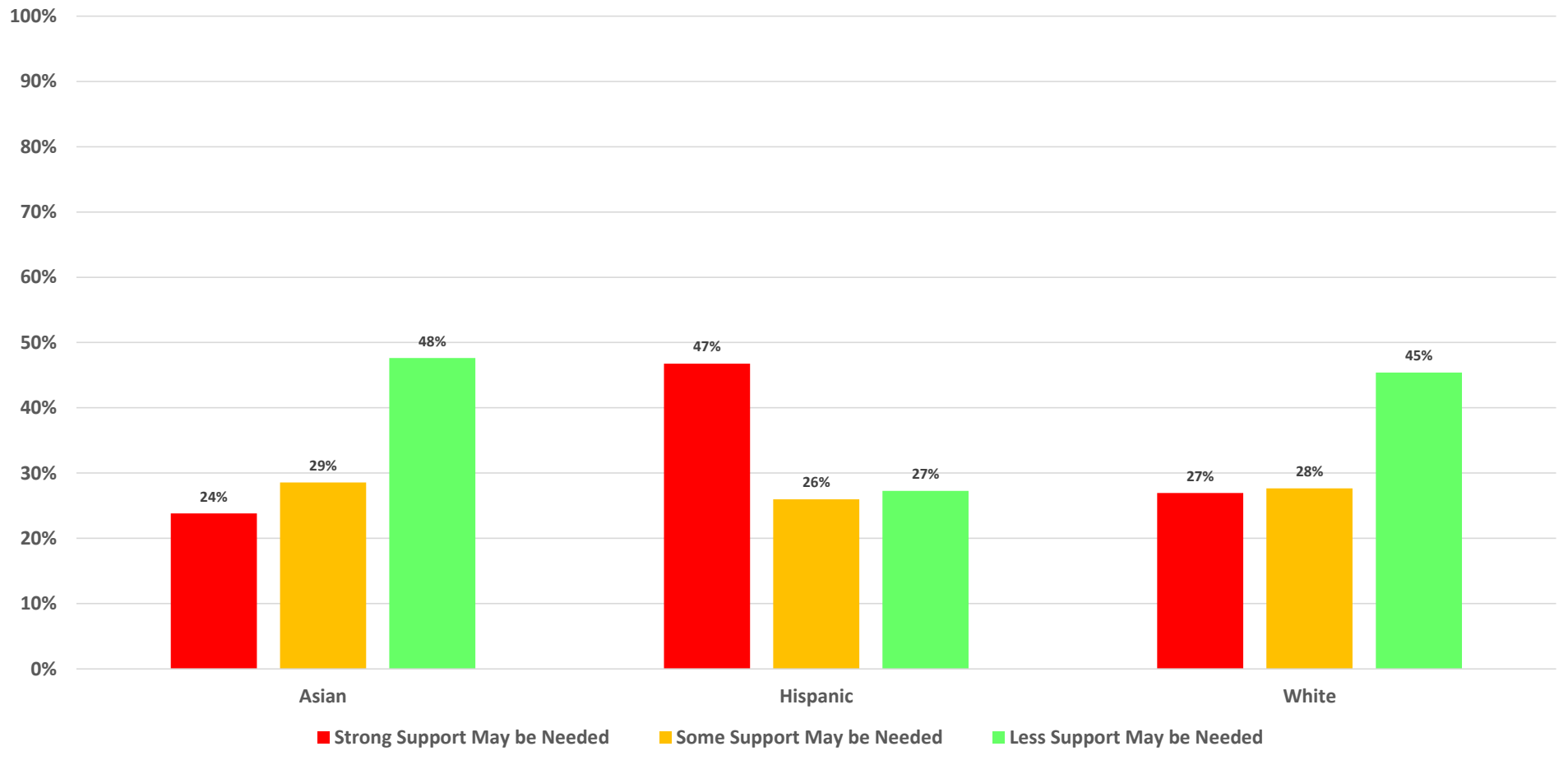
Grade Band	Race	Total Tested	% of Tested	Support Levels					
				Strong Support May be Needed (Level 1)		Some Support May be Needed (Level 2)		Less Support May be Needed (Level 3)	
				# of students	% of total	# of students	% of total	# of students	% of total
ES (G4-G5)	Asian	11	12%	2	18%	5	45%	4	36%
	Hispanic	30	32%	11	37%	11	37%	8	27%
	Unknown	<10	4%	-	-	-	-	-	-
	White	49	52%	20	41%	15	31%	14	29%
	<b>All Students</b>	<b>94</b>		<b>36</b>	<b>38%</b>	<b>31</b>	<b>33%</b>	<b>27</b>	<b>29%</b>
MS (G6-G8)	Asian	10	6%	3	30%	1	10%	6	60%
	Hispanic	47	29%	25	53%	9	19%	13	28%
	Unknown	15	9%	2	13%	7	47%	6	40%
	White	92	56%	18	20%	24	26%	50	54%
	<b>All Students</b>	<b>164</b>		<b>48</b>	<b>29%</b>	<b>41</b>	<b>25%</b>	<b>75</b>	<b>46%</b>
All Grades	<b>Asian</b>	<b>21</b>	<b>8%</b>	<b>5</b>	<b>24%</b>	<b>6</b>	<b>29%</b>	<b>10</b>	<b>48%</b>
	<b>Hispanic</b>	<b>77</b>	<b>30%</b>	<b>36</b>	<b>47%</b>	<b>20</b>	<b>26%</b>	<b>21</b>	<b>27%</b>
	<b>Unknown</b>	<b>19</b>	<b>7%</b>	<b>5</b>	<b>26%</b>	<b>7</b>	<b>37%</b>	<b>7</b>	<b>37%</b>
	<b>White</b>	<b>141</b>	<b>55%</b>	<b>38</b>	<b>27%</b>	<b>39</b>	<b>28%</b>	<b>64</b>	<b>45%</b>
	<b>All Students</b>	<b>258</b>		<b>84</b>	<b>33%</b>	<b>72</b>	<b>28%</b>	<b>102</b>	<b>40%</b>

# ROCKAWAY BOROUGH

## 2022-23 Fall Start Strong by Subgroup Race

### ELA/Language Arts

Distribution by Support Level (All Grades)



# ROCKAWAY BOROUGH

## 2022-23 Fall Start Strong by Subgroup Race

### Mathematics

Grade Band	Race	Total Tested	% of Tested	Support Levels					
				Strong Support May be Needed (Level 1)		Some Support May be Needed (Level 2)		Less Support May be Needed (Level 3)	
				# of students	% of total	# of students	% of total	# of students	% of total
ES (G4-G5)	Asian	11	12%	1	9%	0	0%	10	91%
	Hispanic	30	32%	15	50%	5	17%	10	33%
	Unknown	<10	4%	-	-	-	-	-	-
	White	49	52%	19	39%	14	29%	16	33%
	<i>All Students</i>	94		37	39%	21	22%	36	38%
MS (G6-G8)	Asian	10	6%	3	30%	1	10%	6	60%
	Hispanic	46	28%	24	52%	15	33%	7	15%
	Unknown	15	9%	7	47%	5	33%	3	20%
	White	92	56%	20	22%	26	28%	46	50%
	<i>All Students</i>	163		54	33%	47	29%	62	38%
All Grades	Asian	21	8%	4	19%	1	5%	16	76%
	Hispanic	76	30%	39	51%	20	26%	17	22%
	Unknown	19	7%	9	47%	7	37%	3	16%
	White	141	55%	39	28%	40	28%	62	44%
	<i>All Students</i>	257		91	35%	68	26%	98	38%

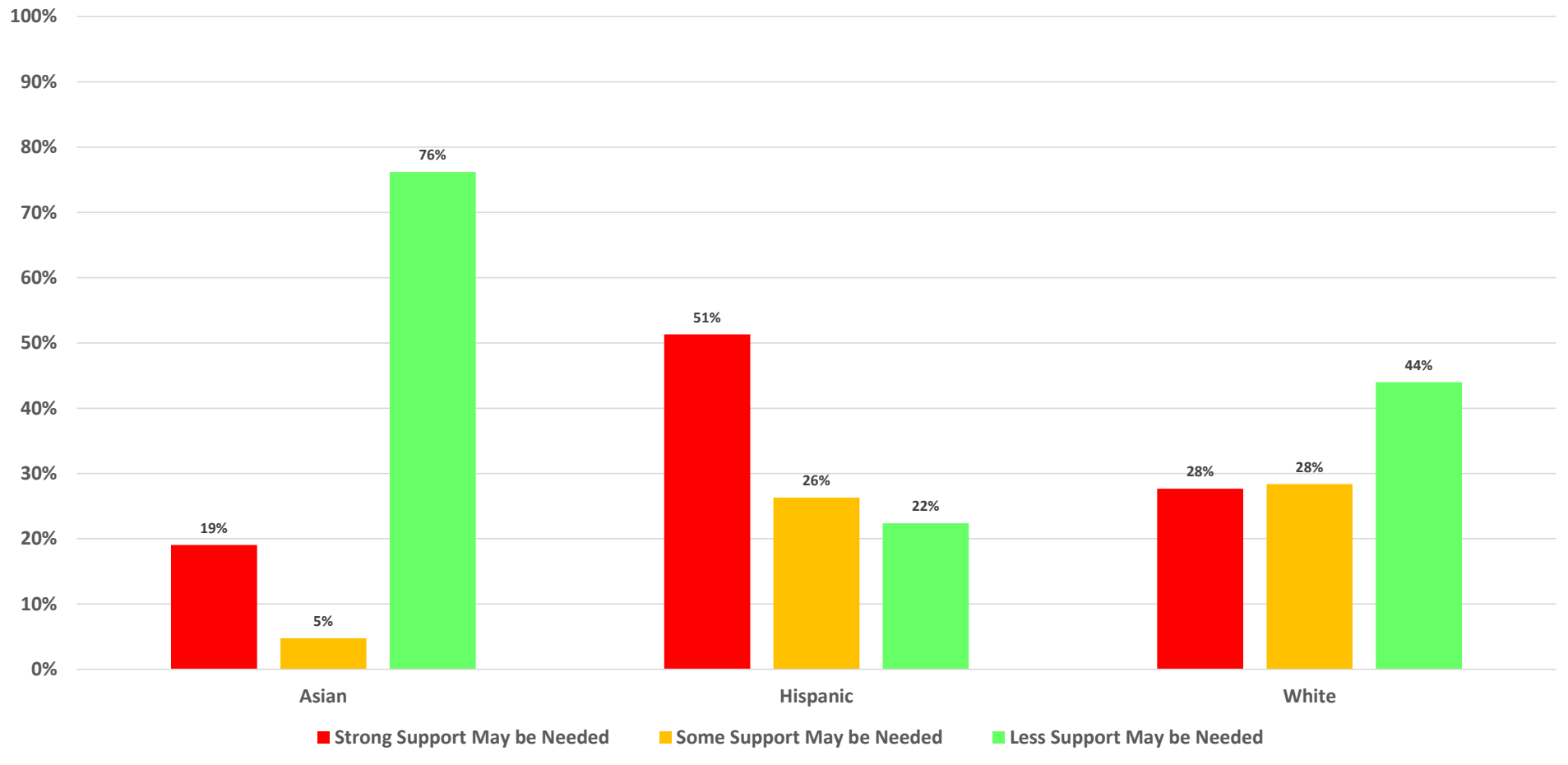
Middle School (MS) Grade Band includes any Algebra I or Geometry results taken in Middle School

# ROCKAWAY BOROUGH

## 2022-23 Fall Start Strong by Subgroup Race

### Mathematics

Distribution by Achievement Level (All Grades)



**ROCKAWAY BOROUGH**  
**2022-23 Fall Start Strong by Subgroup Race**  
**Science**

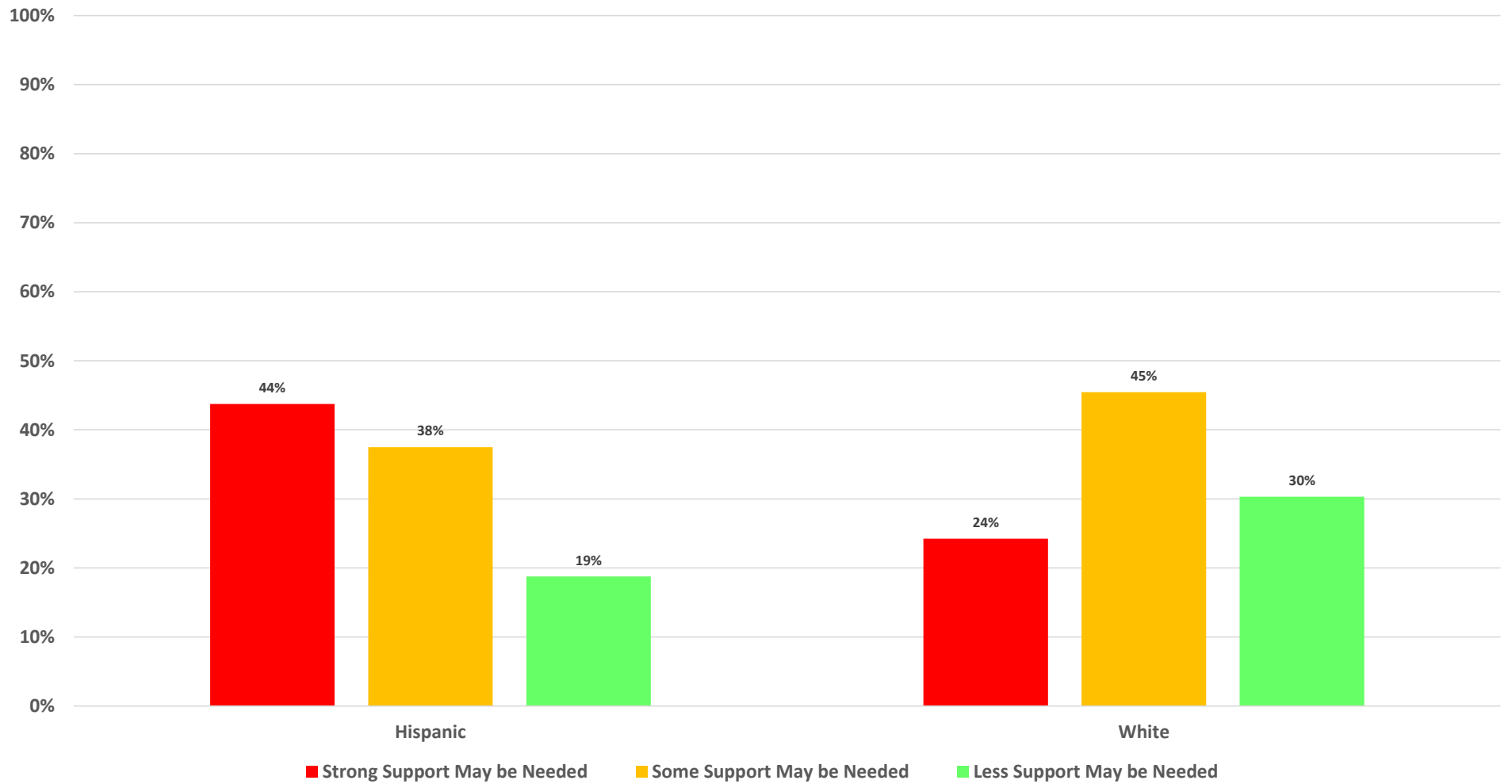
Grade Band	Race	Total Tested	% of Tested	Support Levels					
				Strong Support May be Needed (Level 1)		Some Support May be Needed (Level 2)		Less Support May Be Needed (Level 3)	
				# of students	% of total	# of students	% of total	# of students	% of total
G6	Asian	<10	7%	-	-	-	-	-	-
	Hispanic	16	28%	7	44%	6	38%	3	19%
	Unknown	<10	9%	-	-	-	-	-	-
	White	33	57%	8	24%	15	45%	10	30%
	<i>All Students</i>	58		18	31%	23	40%	17	29%

# ROCKAWAY BOROUGH

## 2022-23 Fall Start Strong by Subgroup Race

### Science

Distribution by Support Level (All Grades)



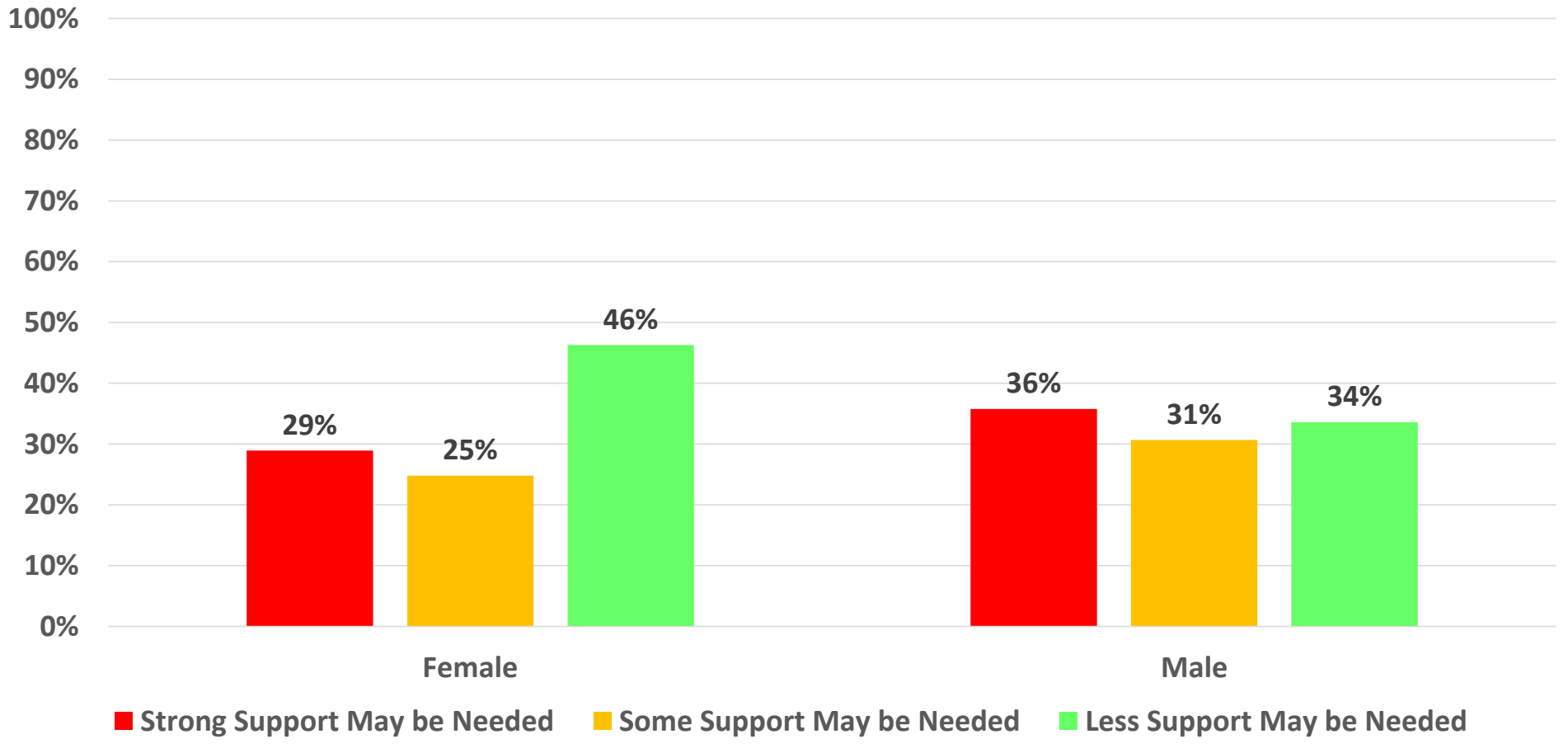


**ROCKAWAY BOROUGH**  
**2022-23 Fall Start Strong by Subgroup Gender**  
**ELA/Language Arts**

Grade Band	Gender	Total Tested	% of Tested	Support Levels					
				Strong Support May be Needed (Level 1)		Some Support May be Needed (Level 2)		Less Support May be Needed (Level 3)	
				# of students	% of total	# of students	% of total	# of students	% of total
ES (G4-G5)	Female	37	39%	10	27%	13	35%	14	38%
	Male	57	61%	26	46%	18	32%	13	23%
	<i>All Students</i>	94		36	38%	31	33%	27	29%
MS (G6-G8)	Female	84	51%	25	30%	17	20%	42	50%
	Male	80	49%	23	29%	24	30%	33	41%
	<i>All Students</i>	164		48	29%	41	25%	75	46%
All Grades	Female	121	47%	35	29%	30	25%	56	46%
	Male	137	53%	49	36%	42	31%	46	34%
	<i>All Students</i>	258		84	33%	72	28%	102	40%

**ROCKAWAY BOROUGH**  
**2022-23 Fall Start Strong by Subgroup Gender**  
**ELA/Language Arts**

**Distribution by Support Level (All Grades)**



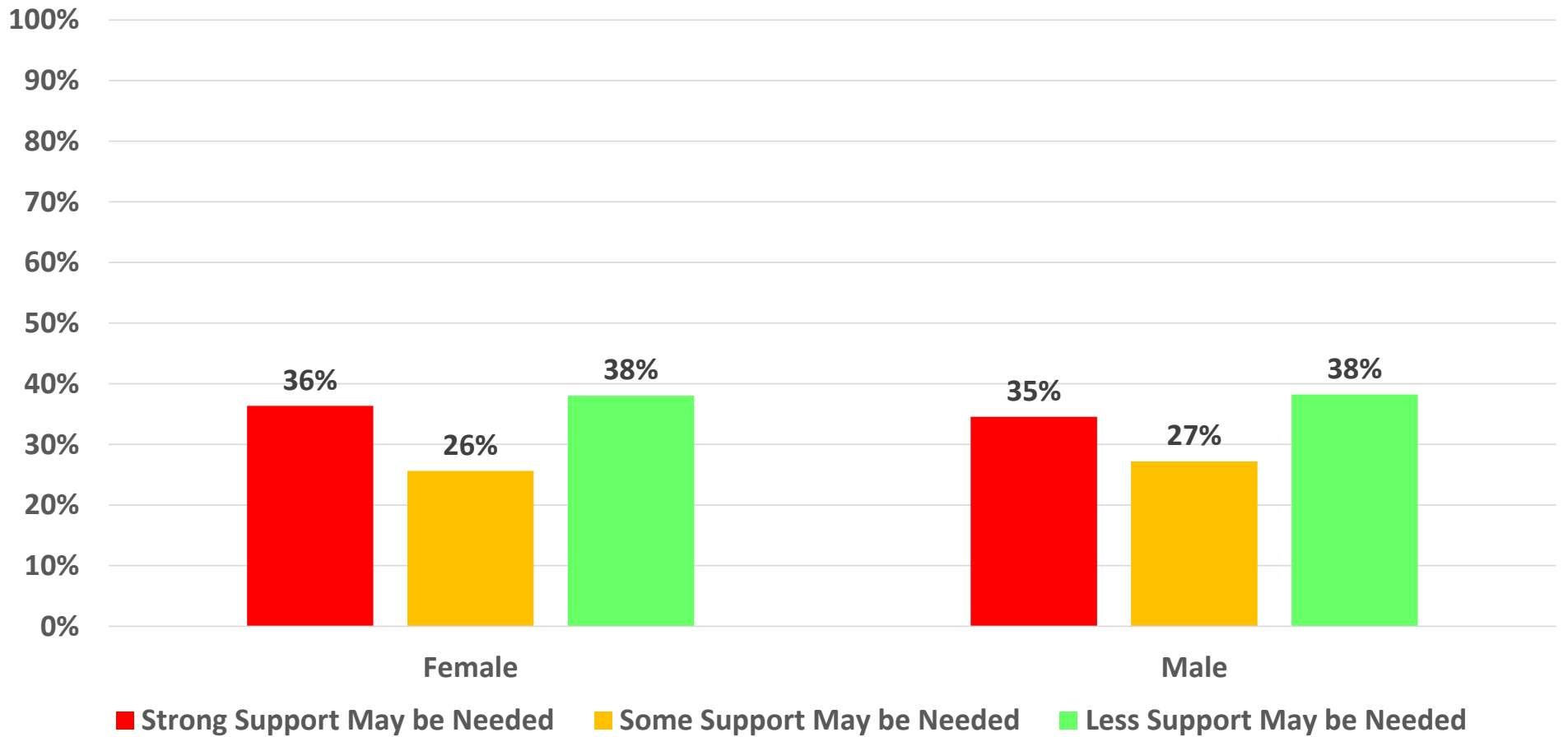
**ROCKAWAY BOROUGH**  
**2022-23 Fall Start Strong by Subgroup Gender**  
**Mathematics**

Grade Band	Gender	Total Tested	% of Tested	Support Levels					
				Strong Support May be Needed (Level 1)		Some Support May be Needed (Level 2)		Less Support May be Needed (Level 3)	
				# of students	% of total	# of students	% of total	# of students	% of total
ES (G4-G5)	Female	37	39%	15	41%	9	24%	13	35%
	Male	57	61%	22	39%	12	21%	23	40%
	<i>All Students</i>	94		37	39%	21	22%	36	38%
MS (G6-G8)	Female	84	52%	29	35%	22	26%	33	39%
	Male	79	48%	25	32%	25	32%	29	37%
	<i>All Students</i>	163		54	33%	47	29%	62	38%
All Grades	Female	121	47%	44	36%	31	26%	46	38%
	Male	136	53%	47	35%	37	27%	52	38%
	<i>All Students</i>	257		91	35%	68	26%	98	38%

Middle School (MS) Grade Band includes any Algebra I or Geometry results taken in Middle School

**ROCKAWAY BOROUGH**  
**2022-23 Fall Start Strong by Subgroup Gender**  
**Mathematics**

**Distribution by Support Level (All Grades)**



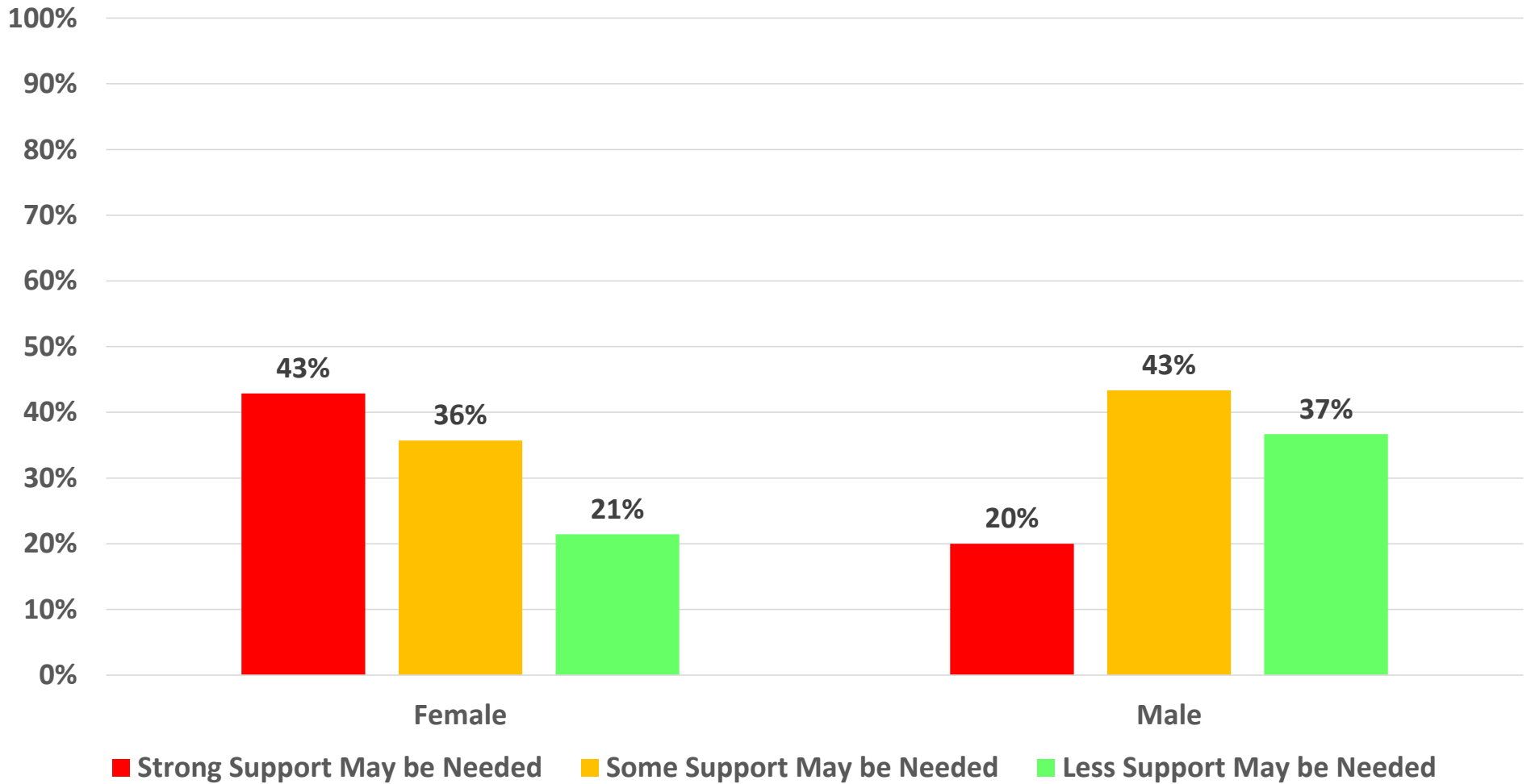
# ROCKAWAY BOROUGH

## 2022-23 Fall Start Strong by Subgroup Gender Science

Grade Band	Gender	Total Tested	% of Tested	Support Levels					
				Strong Support May be Needed (Level 1)		Some Support May be Needed (Level 2)		Less Support May be Needed (Level 3)	
				# of students	% of total	# of students	% of total	# of students	% of total
G6	Female	28	48%	12	43%	10	36%	6	21%
	Male	30	52%	6	20%	13	43%	11	37%
	<i>All Students</i>	58		18	31%	23	40%	17	29%

**ROCKAWAY BOROUGH**  
**2022-23 Fall Start Strong by Subgroup Gender**  
**Science**

**Distribution by Support Level (All Grades)**



**ROCKAWAY BOROUGH**  
**2022-23 Fall Start Strong by Subgroup Program**  
**ELA/Language Arts**

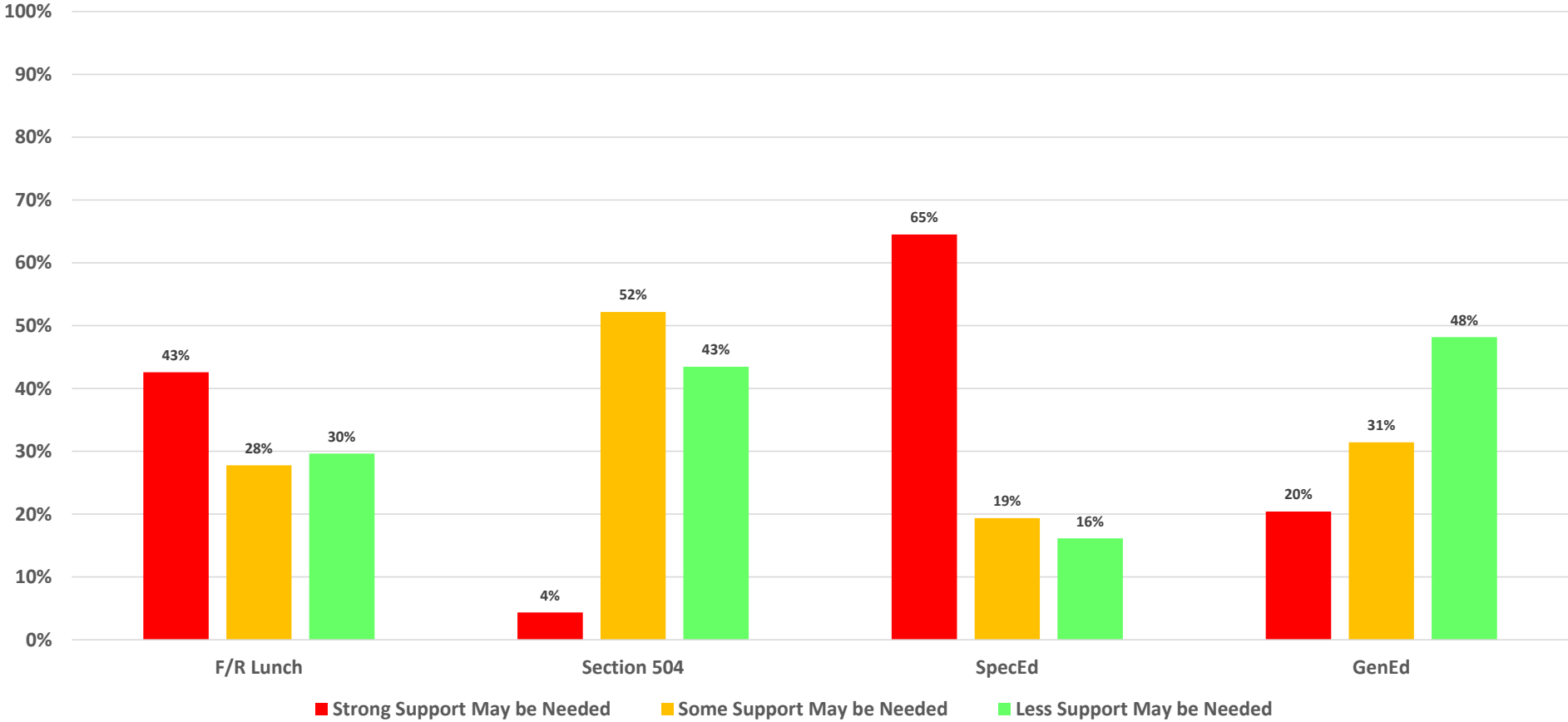
Grade Band	Program	Total Tested	% of Tested	Support Levels					
				Strong Support May be Needed (Level 1)		Some Support May be Needed (Level 2)		Less Support May be Needed (Level 3)	
				# of students	% of total	# of students	% of total	# of students	% of total
ES (G4-G5)	F/R Lunch	19	20%	11	58%	5	26%	3	16%
	Section 504	<10	9%	-	-	-	-	-	-
	ELL	<10	3%	-	-	-	-	-	-
	SpecEd	24	26%	18	75%	4	17%	2	8%
	GenEd	67	71%	15	22%	27	40%	25	37%
	<i>All Students</i>	94		36	38%	31	33%	27	29%
MS (G6-G8)	F/R Lunch	35	21%	12	34%	10	29%	13	37%
	Section 504	15	9%	0	0%	8	53%	7	47%
	ELL	<10	2%	-	-	-	-	-	-
	SpecEd	38	23%	22	58%	8	21%	8	21%
	GenEd	124	76%	24	19%	33	27%	67	54%
	<i>All Students</i>	164		48	29%	41	25%	75	46%
All Grades	F/R Lunch	54	21%	23	43%	15	28%	16	30%
	Section 504	23	9%	1	4%	12	52%	10	43%
	ELL	<10	2%	-	-	-	-	-	-
	SpecEd	62	24%	40	65%	12	19%	10	16%
	GenEd	191	74%	39	20%	60	31%	92	48%
	<i>All Students</i>	258		84	33%	72	28%	102	40%

# ROCKAWAY BOROUGH

## 2022-23 Fall Start Strong by Subgroup Program

### ELA/Language Arts

Distribution by Support Level (All Grades)





# ROCKAWAY BOROUGH

## 2022-23 Fall Start Strong by Subgroup Program

### Mathematics

Grade Band	Program	Total Tested	% of Tested	Support Levels					
				Strong Support May be Needed (Level 1)		Some Support May be Needed (Level 2)		Less Support May be Needed (Level 3)	
				# of students	% of total	# of students	% of total	# of students	% of total
ES (G4-G5)	F/R Lunch	19	20%	10	53%	4	21%	5	26%
	Section 504	<10	9%	-	-	-	-	-	-
	ELL	<10	3%	-	-	-	-	-	-
	SpecEd	24	26%	16	67%	2	8%	6	25%
	GenEd	67	71%	18	27%	19	28%	30	45%
	<i>All Students</i>	94		37	39%	21	22%	36	38%
MS (G6-G8)	F/R Lunch	34	21%	15	44%	15	44%	4	12%
	Section 504	15	9%	4	27%	7	47%	4	27%
	ELL	<10	2%	-	-	-	-	-	-
	SpecEd	38	23%	28	74%	9	24%	1	3%
	GenEd	123	75%	25	20%	37	30%	61	50%
	<i>All Students</i>	163		54	33%	47	29%	62	38%
All Grades	F/R Lunch	53	21%	25	47%	19	36%	9	17%
	Section 504	23	9%	5	22%	11	48%	7	30%
	ELL	<10	2%	-	-	-	-	-	-
	SpecEd	62	24%	44	71%	11	18%	7	11%
	GenEd	190	74%	43	23%	56	29%	91	48%
	<i>All Students</i>	257		91	35%	68	26%	98	38%

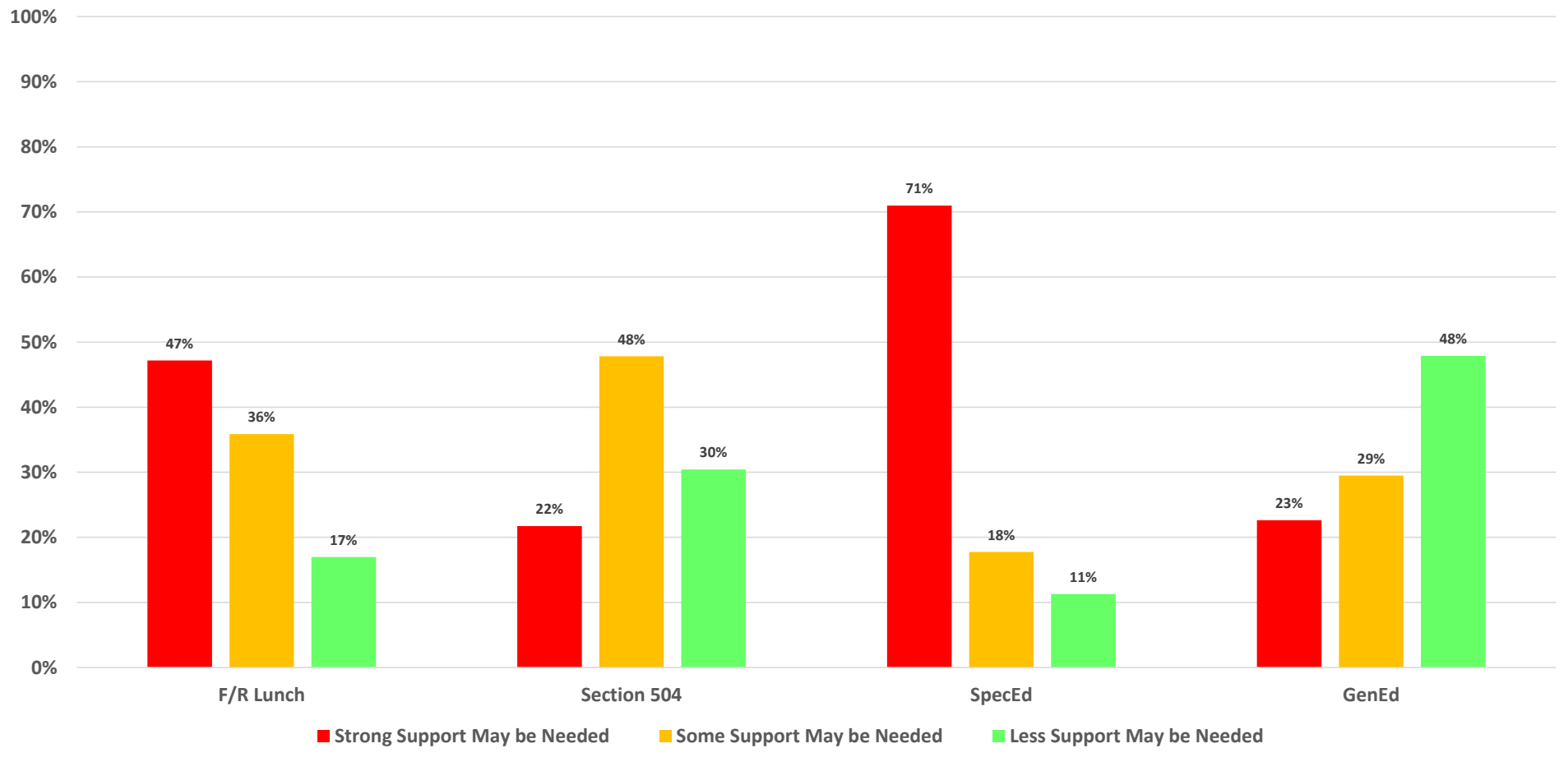
Middle School (MS) Grade Band includes any Algebra I or Geometry results taken in Middle School

# ROCKAWAY BOROUGH

## 2022-23 Fall Start Strong by Subgroup Program

### Mathematics

Distribution by Support Level (All Grades)



**ROCKAWAY BOROUGH**  
**2022-23 Fall Start Strong by Subgroup Program**  
**Science**

Grade Band	Program	Total Tested	% of Tested	Support Levels					
				Strong Support May be Needed (Level 1)		Some Support May be Needed (Level 2)		Less Support May be Needed (Level 3)	
				# of students	% of total	# of students	% of total	# of students	% of total
G6	F/R Lunch	<10	14%	-	-	-	-	-	-
	Section 504	<10	12%	-	-	-	-	-	-
	ELL	<10	2%	-	-	-	-	-	-
	SpecEd	11	19%	7	64%	3	27%	1	9%
	GenEd	46	79%	10	22%	20	43%	16	35%
	<i>All Students</i>	58		18	31%	23	40%	17	29%

# ROCKAWAY BOROUGH

## 2022-23 Fall Start Strong by Subgroup Program

### Science

Distribution by Support Level (All Grades)

